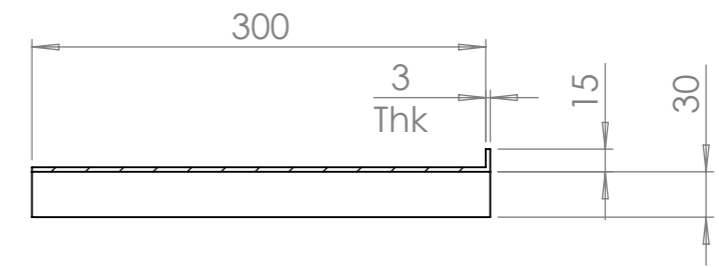


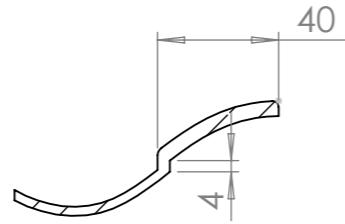


PARTIAL SECTION at B-B



Typical Module  
Sheet comprised of multiple modules

SECTION A-A

**BRITMET**  
LIGHTWEIGHT ROOFING  
Britmet Tileform Ltd  
Kingfisher House, Unit 17  
Overthorpe Road, Banbury, OX16 4SX

NAME	DATE	MATERIAL:
DRAWN		0.45 AZ150-Textured finish
CHK'D		

DO NOT SCALE DRAWING	REVISION
TITLE: Pantile sheet profile	
DWG NO. Pantile sheet	
SCALE:DNS	SHEET 1 OF 1

A3